

R3 MIDWEST HARMONY REGION 3

Regional Convention and Competition
April 30 – May 3, 2026 – Milwaukee, Wisconsin

March 18, 2026

To: Competing Chapter Presidents/Team Managers
Competing Chapter Directors
Regional Management Team

From: Convention Steering Committee

RE: Convention Mailing #3 - Chorus

Enclosures

1. Competition Information
2. Traffic Pattern & Information
3. Schedule of Events

Convention Mailing #3 - Chorus

Enclosed you will find important meeting times and locations, and the Chorus traffic pattern. Please review this information carefully.

Thursday, April 30, 2026

7:00 pm **Briefing Check in** – Wright Ballroom
Review forms for changes
Turn in Cue Sheets (Open Division)
Receive busing and awards information

7:30 pm **Quartet/Chorus Briefing** – Wright Ballroom
Contest details will be reviewed so everyone understands the rules and has an opportunity to ask questions
Briefing should be completed by 8:30 pm

Friday, May 1, 2026

8:30 am **Sound Check Chorus** – Miller High Life Theater
All chorus members and directors are invited to participate. We will be singing *Send Your Love* and *How We Sang Today*. Renee Porzel will be directing. During the chorus sound checks, directors will be able to stand near Renee; however, only she will be able to direct. Please encourage your members to participate in the Sound Check Chorus

Saturday, May 2, 2026

12:00 pm **Chorus Contest will begin promptly at 12:00 pm**
Melodeers will be performing a swan song set that will include a tribute to all directors. Details regarding the directors' tribute, award presentations and performances will be explained at the Briefing



Convention & Competition
April 30 – May 3, 2026
Convention Mailing #3

Saturday Rehearsals – All contestants that did not book a private room have been given a 1 hour rehearsal. Your time & location will be emailed to you under separate cover. Your cooperation in entering and exiting the rooms at the specified times is appreciated.

Meeting Space – For those that requested private meeting space, your room location will be emailed to your contact under separate cover. A full list of all chorus rooms is on the attached hotel diagram.

Scooters – A scooter parking area is available at the Miller High Life Theater. The area is located in the lobby before the audience entrance. Look for the signs.

Open Division Contestants – The stage will have one emcee microphone at center stage. Please be sure to indicate your emcee work on your cue sheet so the tech crew will know when to have the microphone on for you. As a reminder, our region only offers white lights on stage.

We hope none of you will have to withdraw from the contest. If your chorus does have to withdraw prior to convention weekend, please contact Competition Services at the Sweet Adelines office in Tulsa. If your chorus needs to withdraw after arriving in Milwaukee, please notify Shelly Hughes immediately. She can be reached via cell phone at 312-209-4533.

Tickets – Tickets (Badges) are needed to enter the theater. If you leave the theater, you will be required to show your badge to re-enter. Refer to the Schedule of Events for ticket sales and badge pick up times and locations.

Tag You're It – Presented by Lora Wright, Director of Heart of Illinois Chorus. Join Lora as she teaches how you can improve your voice through tag singing. Join her on Friday at 1:00 pm in the Wright Ballroom.

2026 Chorus Contest - Region #3

Contestant Number	Chorus Name	Check		Warm Up		Back		ON STAGE
		In	Bus	Room	Stage			
Welcome	Emcee							12:00
1	HarmonEssence - Eval Only	11:20	11:30	11:50	12:05			12:10
2	Toast of Champaign	11:32	11:42	12:02	12:17			12:22
3	Heart of Illinois	11:44	11:54	12:14	12:29			12:34
4	River City Sound	11:56	12:06	12:26	12:41			12:46
5	Vermillion Valley Show	12:08	12:18	12:38	12:53			12:58
6	Crosstown Harmony	12:20	12:30	12:50	1:05			1:10
7	Yahara River	12:32	12:42	1:02	1:17			1:22
8	Riverport - OPEN DIVISION	12:44	12:54	1:14	1:29			1:34
	Intermission - Riser Change	Intermission - Riser Change						
9	Midwest Crossroad - Eval Only	1:40	1:50	2:10	2:25			2:30
10	Great Lake Sound	1:52	2:02	2:22	2:37			2:42
11	Choral-Aires	2:04	2:14	2:34	2:49			2:54
12	Melodeers - Eval Only	2:16	2:26	2:46	3:01			3:06
SS	Melodeers	N/A	N/A	N/A	N/A			3:20

2026 Chorus Competition Traffic Pattern – Region #3

Similar to International competitions, we will be utilizing Convention Assistants to move contestants through the pattern.

Check In & Busing

The official pattern will begin in the Hilton. Convention assistants will guide you through each step of the process. A hotel diagram is attached. Please do not arrive more than 10 minutes early as space is limited.

At briefing you will be given the number of buses being used to transport your chorus. Before arriving to check in, please determine which members will be traveling on which bus. PLEASE NOTE: Those members riding the mobility friendly bus may have an earlier check in time than the rest of the chorus. They may also be riding the bus with members of other choruses. It is your responsibility to be at check in at the correct time. Please review the times provided at briefing.

At the appropriate time, the convention assistants will escort you from check in to your buses. You will be going outside to load the buses. When boarding the buses, please ask your members to move all the way to the back, filling the bus from the back to the front. By loading this way, your members will load more quickly and reduce the amount of time spent outside. As a reminder, the buses we will be using do not have luggage compartments. No riser chairs or large objects may be transported.

Only contestants, riser chair helpers, convention assistants and convention staff will be allowed on the buses and back stage. To ensure contestants will be able to enter the Miller High Life Theater (MHLT), badges will have to be displayed to board the buses. Please keep badges with each member until you are inside the theater.

Choruses will arrive at the back of the MHLT. A MHLT diagram is attached. Chorus members are asked to not talk while backstage as the noise may carry to the stage. After unloading from the bus, choruses will be directed to a holding area. Choruses will be given their purse totes prior to entering warm-up. The region has switched to reusable totes instead of purse bags.

Warm-Up Room & Stage

At the appropriate time, choruses will be moved into warm-up. Each chorus will be given 10 minutes. Timing will begin once the last member enters the room. No extra time will be allowed for late arrivals or those stopping to use the facilities. The room has a flat floor – no risers. Convention staff will give the director a 2 minute notice before asking the chorus to move out of the warm-up room. It is suggested that you wrap up your singing at the 2 minute notice as you MUST be ready to move when the convention assistant returns.

From warm-up, you will be led to the backstage doors. Once you leave the warm-up room, all members are asked to keep the noise to a bare minimum as noise may carry to the stage. Purse totes will be collected as you exit the warm-up.

Stage doors will be opened by convention staff. Choruses will enter stage right. Those on a scooter or in a wheelchair should enter first. Convention staff will direct them on where to park. Parking is a good distance from the stage entrance. You may want to consider having the scooter member unload at the entrance and have a more mobile member drive the scooter to the parking area.

When ready, the convention staff will give the signal for your chorus to enter the stage. Once your chorus is on the stage and ready, please signal the convention staff member on stage left. If the judges are not ready, the convention staff will signal you. When both the chorus and the judges are ready, the convention staff will send out the emcee for your introduction.

Photos and Stage Exit

At the conclusion of your performance, please accept your applause and then move into your photo pose. When the photos are complete, the stage lights will be lowered and your chorus may exit. Choruses will all exit stage left.

Choruses will exit to the theater seating. Convention assistants will guide you to your purse totes. You will need to unload your totes in the hallway – BEFORE entering the seating. Please do NOT take the totes out of the hallway.

Items of Note

Other than getting on and off the bus, there are no stairs in the pattern.

To be fair to all contestants, singing is only allowed in warm-up and on the stage. Your cooperation is appreciated.

If someone has a scooter or wheelchair in the pattern, please note that the Convention Committee, Convention Assistants nor the RMT can assist in moving either a scooter or a wheelchair.

Chairs will be available in all areas of the pattern for those who need to sit.

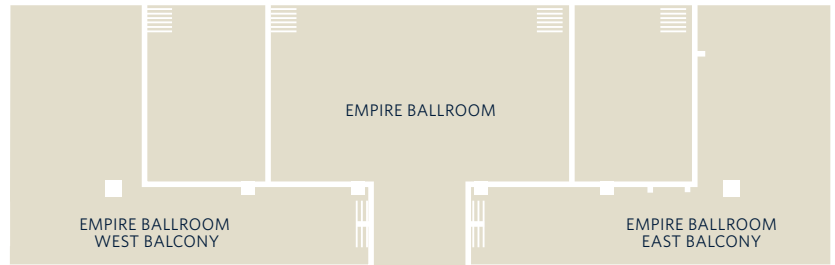
The chorus microphones will be hung from the ceiling and only the Open Division contestants will have any microphones on the stage. We will be adjusting the hanging microphones at sound check.

Dual members will have a designated area to change backstage located near the stage entrance. This area can be viewed during sound check. Dual members should carry their second costume with them when they compete with the first chorus. Please alert the convention staff upon entry to MHLT. They will direct you to the dual changing area to store your items.

Score sheets will be available for pick up at the MHLT for 15 minutes following the end of awards. Please proceed to the front of the stage – just right of the judging area. Only the director or the team leader is allowed to pick up the score sheet packet.

Hilton Milwaukee City Center

LOBBY LEVEL

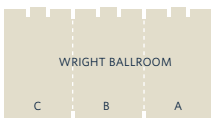


CONTESTANT CHECK IN
(behind front desk - near escalators)

MAIN LOBBY



4TH FLOOR

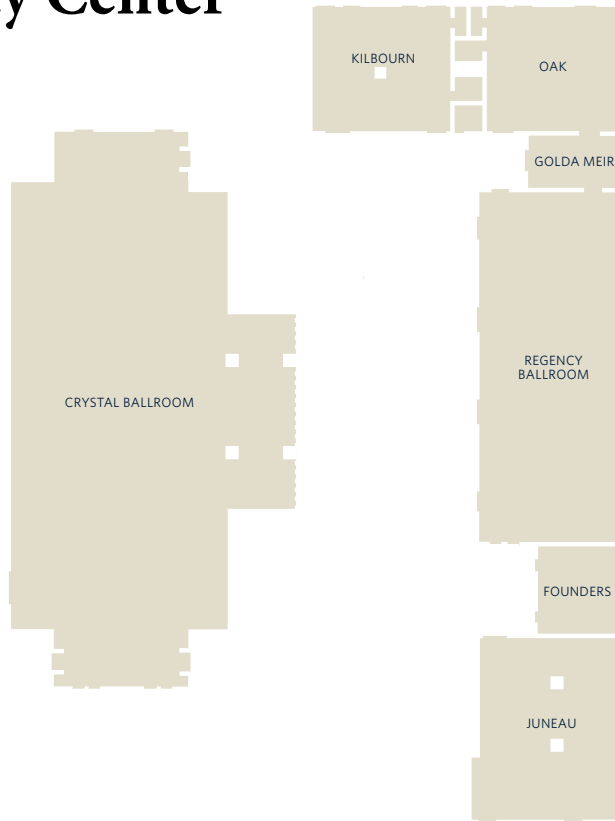


**R
E
G
I
S
T
R
A
T
I
O
N**



Hilton Milwaukee City Center

5TH FLOOR



4th Floor

Registration & Sales

Briefing (Wright Ballroom)

Education Class (Wright Ballroom)

Chorus Meeting Rooms

Choral-Aires - Crystal

Crosstown Harmony - Mitchell

Great Lake Sound - Wright A & B

Heart of Illinois - MacArthur

Melodeers - Empire (Fri & Sat day) & Wright C (Sat evening)

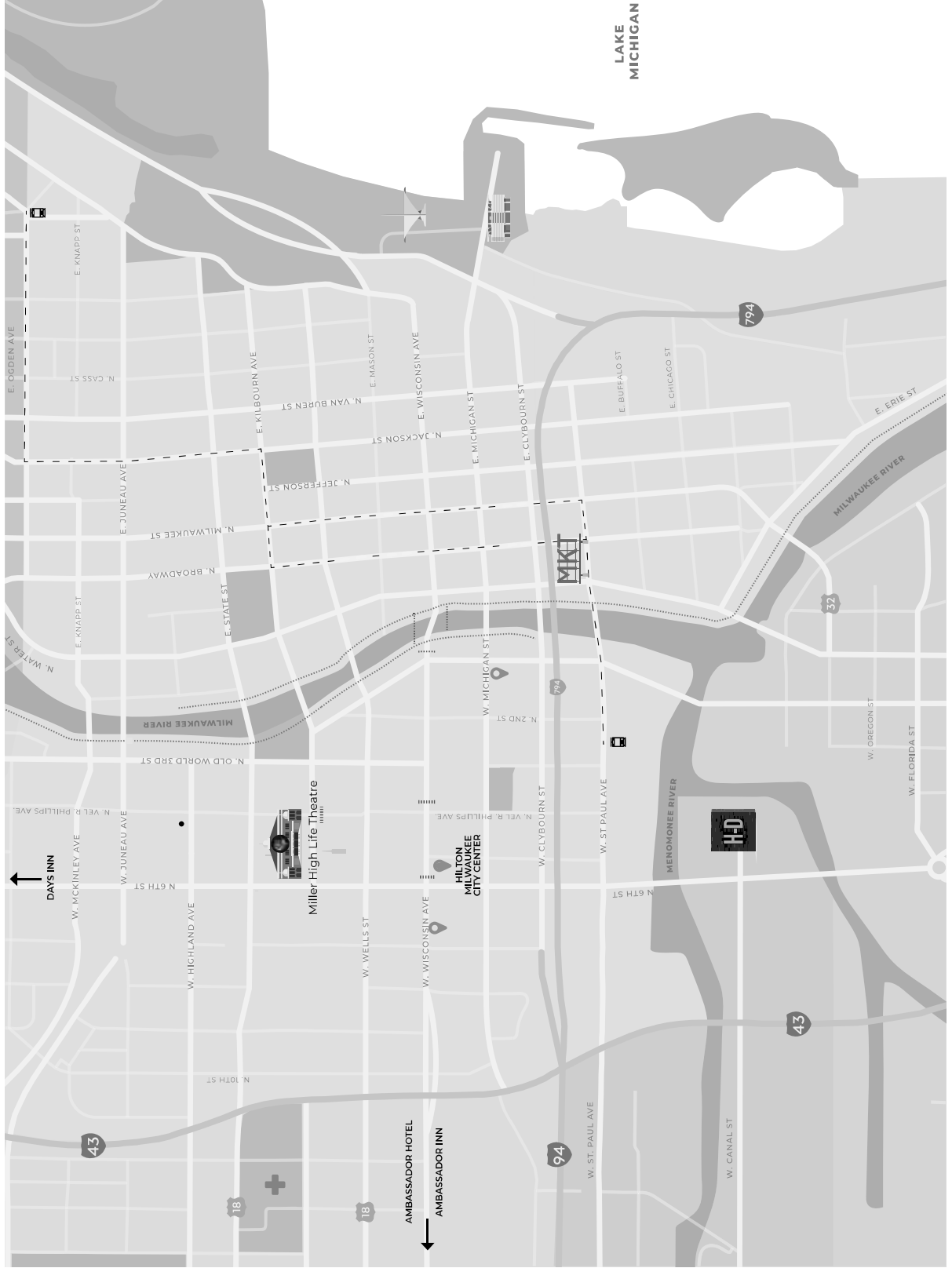
Midwest Crossroad - Regency

River City Sound - Oak

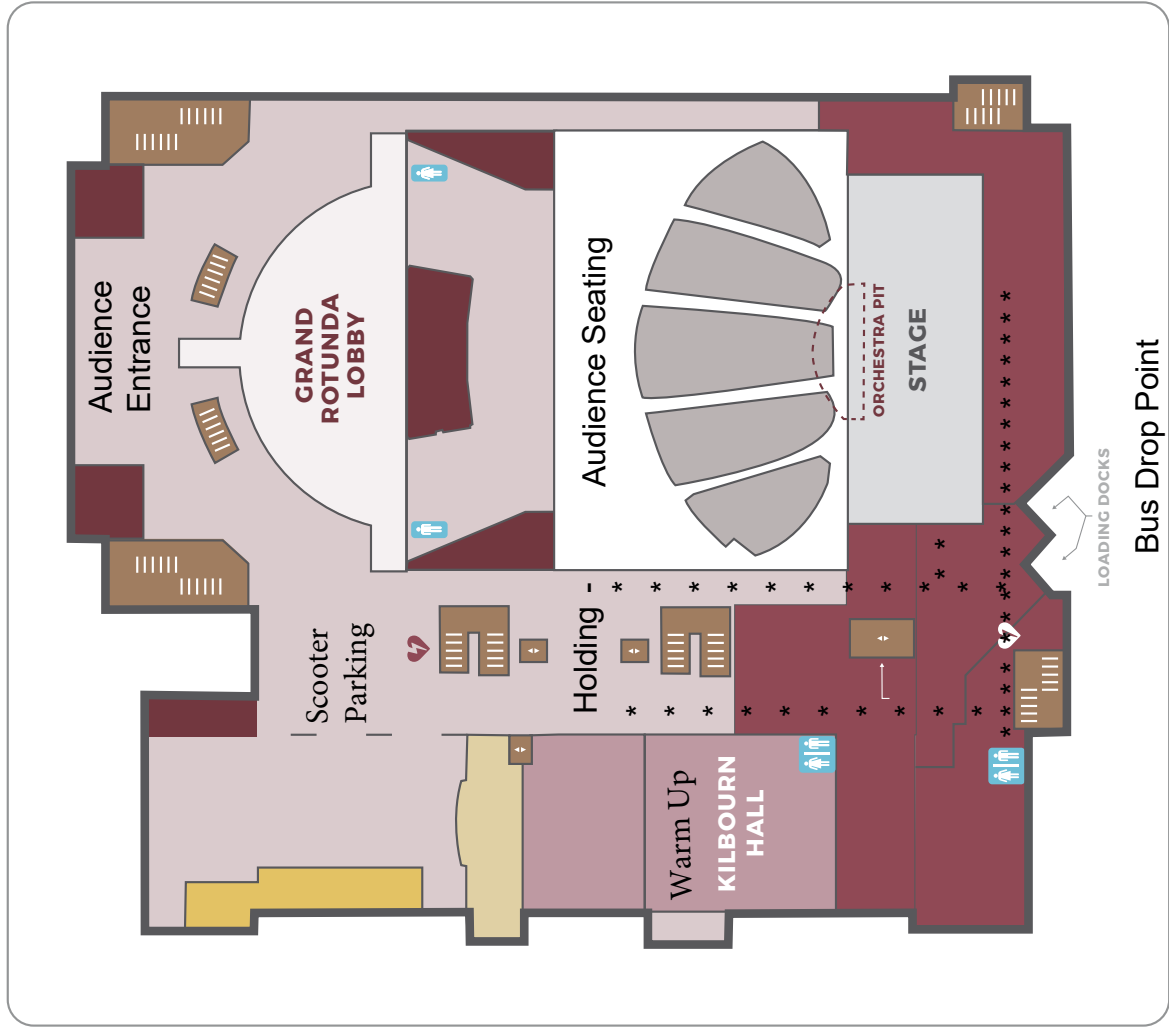
Riverport - Walker

Vermillion Valley Show - Kilbourn

MAP DOWNTOWN MILWAUKEE



KILBOURN AVE.



6TH ST.

Audience will enter via the Kilbourn Ave entrance.

Ticket Sales and Concessions will be just as you enter from Kilbourn Ave.

Chorus Pattern

Contestants will enter behind the stage through the loading docks. They will walk straight forward to the holding area and then in to Kilbourn Hall.

Warm up is in Kilbourn Hall. After a 10 minute warm up, contestants will be moved to backstage and then to the stage.

After competing, contestants will walk back up the hall to the audience seating



Schedule of Events

Thursday, April 30, 2026

6:00 pm – 9:00 pm	Harmony Boutique	4 th Floor Registration
6:00 pm – 9:00 pm	Registration (pick up only)	4 th Floor Registration
7:00 pm – 7:30 pm	Briefing Registration*	Wright Ballroom A & B
7:30 pm – 8:00 pm	Combined Briefing	Wright Ballroom A & B
8:30 pm – 10:30 pm	Quartet Reception**	Empire Ballroom

Friday, May 1, 2026

8:30 am – 11:00 am	Sound Check	Miller High Life Theater
9:00 am – 2:30 pm	Registration (pick up only)	4 th Floor Registration
9:00 am – 2:30 pm	Harmony Boutique	4 th Floor Registration
12:00 pm – 1:30 pm	All Events Ticket Sales	4 th Floor Registration
1:00 pm – 2:30 pm	<i>Tag You're It</i> <i>presented by Lora Wright, Heart of Illinois Director</i>	Wright Ballroom A & B
3:00 pm – 3:30 pm	Mass Sing	Miller High Life Theater
3:00 pm – 6:30 pm	Registration & Ticket Sales	Miller High Life Theater
4:00 pm – 9:00 pm	Quartet Contest	Miller High Life Theater

Saturday, May 2, 2026

11:00 am – 2:30 pm	Registration & Ticket Sales	Miller High Life Theater
12:00 pm – 5:00 pm	Chorus Contest	Miller High Life Theater
8:30 pm	Chorus Parties	Hospitality Rooms

Locations listed are in the Hilton or Miller High Life Theater (competition venue)

* Chorus & Quartet contestants to turn in competition paperwork

** By Invitation only